

MONTE BRENTO

GARDASEE BERGE, 1545M

O-WAND, GRANDE PLACCONATA

"DREAMS OF INFINITY"

7,21SL, S2, IV, 800M KLETTERL.

WANDHÖHE: CA. 550M

EB: GEIPEL, HEISS, MOLL 2010

leicht zum Weg Noi

22, 4, 50M, 1x 1230M

WB 21, 5, 30M, 1x

WB 20, 5, 40M, 5x, 1x

x 19, 5+30M, 9x

"Boomerang"-Ausstieg

N45°59,509 / E10°54,249

21 5 M

20 7 M

19 7 M

18 5+ 30M

17 5 35M

16 5 48M

15 6 40M

14 4 50M

13 5 48M

12 7 28M

11 4 30M

10 6- 32M

9 6+ 32M

8 4 20M

7 6 25M

6 2,50M

5 6- 42M




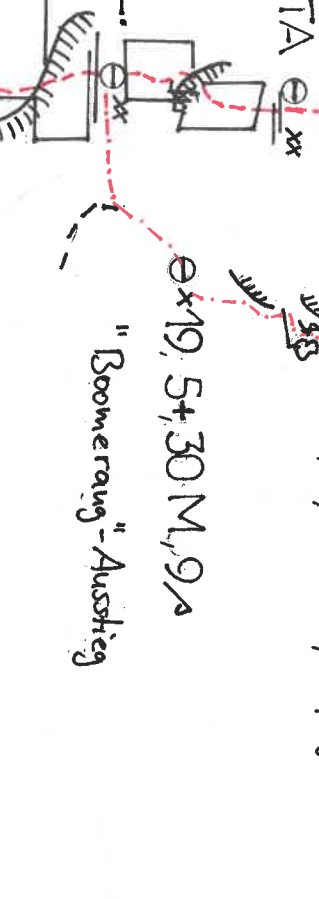
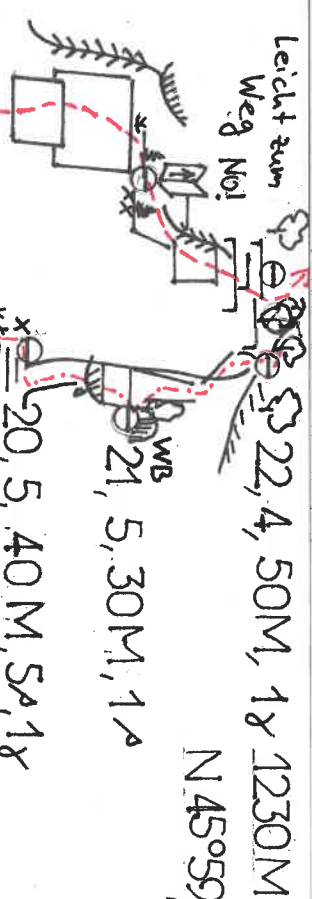
4 4 50M

3 5+ 50M

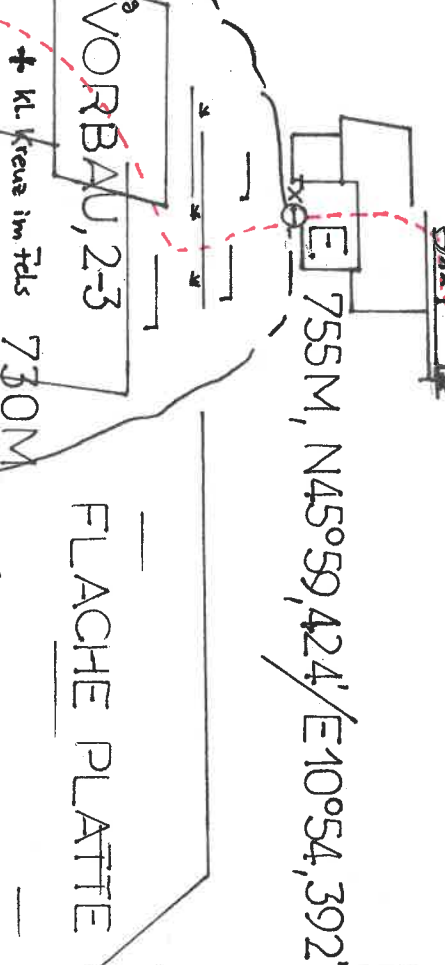
2 3,15M

1 6- 40M

CA. 40HM



VOM San Giovanni



30.10.2017
 WWW.GEISELSTEIN.
 WEEBLY.COM → GPX